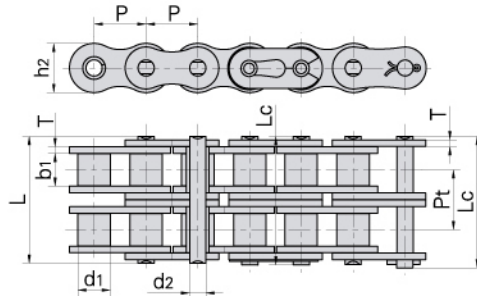
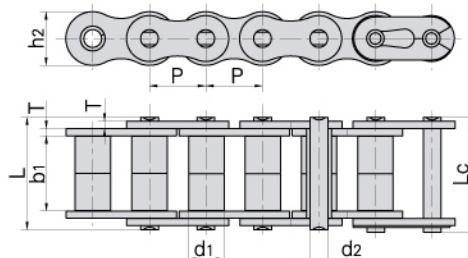


# Coupling chains Kupplungsketten

ANTRIEBSKETTEN



ANSI Chain No.	Pitch	Roller diameter	Width between inner plates	Pin diameter	Pin length		Inner plate depth	Plate thickness	Transverse pitch	Ultimate tensile strength	Average tensile strength	Weight per piece
ANSI Ketten Nr.	Teilung	Rollen-durchmesser	Innere Breite	Bolzen-durchmesser	Bolzen-länge		Innen-laschen-höhe	Laschen-dicke	Mitten-abstand	Min. Bruchkraft	Durchschn. Bruchkraft	Gewicht
	P	d1 max	b1 min	d2 max	L max	Lc max	h2 max	T max	Pt	Q min	Q0	q
	mm	mm	mm	mm	mm	mm	mm	mm	mm	kN/LB	kN	kg/pc
4012	12.700	7.95	7.85	3.96	31.0	32.2	12.00	1.50	14.38	28.2/6409	35.9	0.16
4014	12.700	7.95	7.85	3.96	31.0	32.2	12.00	1.50	14.38	28.2/6409	35.9	0.19
4016	12.700	7.95	7.85	3.96	31.0	32.2	12.00	1.50	14.38	28.2/6409	35.9	0.21
5014	15.875	10.16	9.40	5.08	38.9	40.4	15.09	2.03	18.11	44.4/10091	58.1	0.49
5016	15.875	10.16	9.40	5.08	38.9	40.4	15.09	2.03	18.11	44.4/10091	58.1	0.56
5018	15.875	10.16	9.40	5.08	38.9	40.4	15.09	2.03	18.11	44.4/10091	58.1	0.63
6018	19.050	11.91	12.57	5.94	48.8	50.5	18.00	2.42	22.78	63.6/14455	82.1	1.00
6020	19.050	11.91	12.57	5.94	48.8	50.5	18.00	2.42	22.78	63.6/14455	82.1	1.11
6022	19.050	11.91	12.57	5.94	48.8	50.5	18.00	2.42	22.78	63.6/14455	82.1	1.22
8018	25.400	15.88	15.75	7.92	62.7	64.3	24.00	3.25	29.29	113.4/25773	141.8	2.35
8020	25.400	15.88	15.75	7.92	62.7	64.3	24.00	3.25	29.29	113.4/25773	141.8	2.62
8022	25.400	15.88	15.75	7.92	62.7	64.3	24.00	3.25	29.29	113.4/25773	141.8	2.88
10018	31.750	19.05	18.90	9.53	76.4	80.5	30.00	4.00	35.76	177.0/40227	219.4	4.95
10022	31.750	19.05	18.90	9.53	76.4	80.5	30.00	4.00	35.76	177.0/40227	219.4	4.95
12018	38.100	22.23	25.22	11.10	95.8	99.7	35.70	4.80	45.44	254.0/57727	314.9	8.14
12022	38.100	22.23	25.22	11.10	95.8	99.7	35.70	4.80	45.44	254.0/57727	314.9	8.14

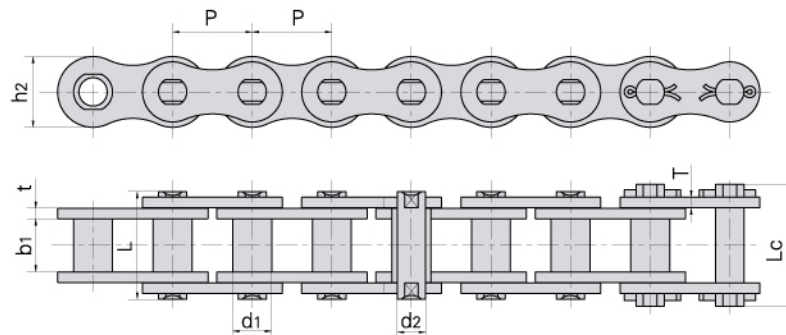


Donghua Chain No.	Pitch	Roller diameter	Width between inner plates	Pin diameter	Pin length		Inner plate depth	Plate thickness	Ultimate tensile strength	Average tensile strength	Weight per meter
Donghua Ketten Nr.	Teilung	Rollen-durchmesser	Innere Breite	Bolzen-durchmesser	Bolzen-länge		Innen-laschen-höhe	Laschen-dicke	Min. Bruchkraft	Durchschn. Bruchkraft	Gewicht
	P	d1 max	b1 min	d2 max	L max	Lc max	h2 max	T max	Q min	Q0	q
	mm	mm	mm	mm	mm	mm	mm	mm	kN/LB	kN	kg/m
06BF27	9.525	6.35	18.80	3.28	26.5	28.2	8.20	1.30	9.0/2045	9.63	0.770
06BF31	9.525	6.35	16.40	3.28	23.4	24.4	8.20	1.30	9.0/2045	9.63	0.660
08AF36	12.700	7.95	21.70	3.96	30.8	32.1	12.00	1.50	13.8/3135.36	16.20	1.070
08BF97	12.700	8.51	15.50	4.45	24.8	26.2	11.80	1.60	18.0/4989.6	19.20	0.980

## Coupling chains Kupplungsketten

Donghua Chain No. <i>Donghua Ketten Nr.</i>	Pitch	Roller diameter	Width between inner plates	Pin diameter	Pin length		Inner plate depth	Plate thickness	Ultimate tensile strength	Average tensile strength	Weight per meter
	<i>Teilung</i>	<i>Rollen-durchmesser</i>	<i>Innere Breite</i>	<i>Bolzen-durchmesser</i>	<i>Bolzen-länge</i>		<i>Innen-laschen-höhe</i>	<i>Laschen-dicke</i>	<i>Min. Bruchkraft</i>	<i>Durchschn. Bruchkraft</i>	<i>Gewicht</i>
	P	d1 max	b1 min	d2 max	L max	Lc max	h2 max	T max	Q min	Q0	q
	mm	mm	mm	mm	mm	mm	mm	mm	kN/LB	kN	kg/m
10AF13	15.875	10.16	16.31	5.08	27.6	29.1	15.09	2.03	22.20/5045	27.50	1.350
12AF2	19.050	11.91	19.10	5.94	32.6	34.4	18.00	2.42	31.80/7227	38.20	1.900
12AF6	19.050	11.91	18.80	5.94	31.9	33.5	18.00	2.42	31.80/7227	38.20	1.870
12AF26	19.050	11.91	19.36	5.94	31.9	33.5	18.00	2.42	31.80/7227	38.20	1.940
12AF54	19.050	11.91	19.50	5.84	31.9	31.9	18.00	2.29	31.10/7066	38.20	1.607
12AF34	19.050	11.91	19.00	5.94	31.9	31.9	18.00	2.42	31.10/7066	38.20	1.860
16AF25	25.400	15.88	25.58	7.92	42.4	43.9	24.00	3.25	56.70/12886	63.50	3.260
16AF40	25.400	15.88	70.00	7.92	87.6	91.1	24.00	3.25	56.70/12882	63.50	5.780

## Bushing chains Buchsenketten



Donghua Chain No. <i>Donghua Ketten Nr.</i>	Pitch	Bush diameter	Width between inner plates	Pin diameter	Pin length		Plate depth	Plate thickness	Ultimate tensile strength	Average tensile strength	Weight per meter
	<i>Teilung</i>	<i>Buchsen-durchmesser</i>	<i>Innere Breite</i>	<i>Bolzen-durchmesser</i>	<i>Bolzen-länge</i>		<i>Laschen-höhe</i>	<i>Laschen-dicke</i>	<i>Min. Bruchkraft</i>	<i>Durchschn. Bruchkraft</i>	<i>Gewicht</i>
	P	d1 max	b1 min	d2 max	L max	Lc max	h2 max	t/T max	Q min	Q0 min	q
	mm	mm	mm	mm	mm	mm	mm	mm	kN/LB	kN	kg/m
P19.05	19.05	12.7	12.5	7.5	31.6	33.6	20.0	4.15/3.25	50.0/11248	55.0	2.56
P20-B	20.00	12.0	16.0	8.0	33.0	36.0	18.0	3.00	25.0/5624	27.5	2.14
P20F3-B	20.00	12.0	16.0	8.0	33.0	36.0	19.0	3.00	25.0/5624	27.5	2.03
P25-B	25.00	15.0	18.0	10.0	35.0	39.0	24.0	3.00	31.5/7086	34.7	3.17
P25F1-B	25.00	15.0	18.0	10.0	35.0	39.0	24.0	3.00	31.5/7086	34.7	2.67
P30F2-B	30.00	17.0	20.0	11.0	41.0	45.4	28.0	4.00	40.0/8998	44.0	4.25
P30F6-B	30.00	17.0	20.0	11.0	42.4	46.0	28.0	4.00	40.0/8998	44.0	3.75
P35F2-B	35.00	18.0	22.0	12.0	44.5	48.0	30.0	4.00	50.0/11248	55.0	4.33
P35F5-B	35.00	18.0	22.0	12.0	44.5	48.0	30.0	4.00	50.0/11248	55.0	3.77
P36-B	36.00	18.0	22.0	12.5	44.5	49.0	30.0	4.00	60.0/13497	66.0	4.20
P40-B	40.00	20.0	25.0	14.0	52.4	57.0	35.0	5.00	63.0/14172	69.3	5.43
P45-B	45.00	22.0	30.0	16.0	62.0	66.5	40.0	6.00	80.0/17996	88.0	7.54
P50-B	50.00	26.0	35.0	18.0	68.0	73.5	44.0	6.00	100.0/22495	110.0	8.90
*P50.8F7	50.80	18.5	25.0	14.5	53.5	57.5	40.0	5.00	120.0/26994	132.0	6.30
P55-B	55.00	30.0	45.0	20.0	88.0	93.5	49.0	8.00	125.0/28119	137.5	13.92
P60-B	60.00	32.0	50.0	22.0	94.1	99.5	55.0	8.00	160.0/35993	176.0	15.20

\*Straight side plates  
\*Gerade Laschen